

## APPENDICES

### APPENDIX 1

Farming of the English share of Bhavanagar and Mowah customs revenue (in rupees)

Year	Bhavanagar	Mowah	Name of the Farmer
1762-63	3,525		NA
1763-64	3,000		Edul Dada
1776-77	3,525	500	NA
			Nausherwanji Bahmanji / Bhokandas
1777-78	10,125	1,126	Mohandas
1778-79	12,251	1,285	Nausherwanji Bahmanji / Ratanji Manikji
1779-80	12,961	685	Khurshedji Manikji
1780-81	10,221	661	Bhimji Rustamji / Mahawarji Noroji
1781-82	9,125	825	Nausherwanji Bahramji and Bahramji Edulji
1783-84	6,531	251	Framji Mancherji / Bhokandas Jagivandas
1785-86	4,605		NA
1786-87	3,125		Jamasji Framji
1788-89	4,451		Andaroo Mancherji Jamasji
1789-90	7,125		Mancher Jamasji
1790-91	7,525		a Parsi merchant
1791-92	4,451		a Parsi merchant
1792-93	6,125		Shapurji Parekh
1793-94	10,500		Andaroo Jamasji Framji
1794-95	12,525		Andaroo Jamasji Framji
1795-96	8,025		Goverdhandas Jivandas
1796-97	7,501		Khurshedji Marwanji
1797-98	NA		Bahmanji Mancherji
1799-1800	7,000		Pestonji Jamasji

Source: SFD 1761-63, no. 16 / II, p. 428; FRS 55, p. 87; FRS 56, p. 50; FRS 57, p. 113; FRS 58, p. 87; FRS 59, p. 70; FRS 61, pp. 80-2; FRS 64, p. 206; FRS 66, p. 77; FRS 67, p. 112; FRS 68, p. 189; FRS 69, 67-8; FRS 70, p. 103; FRS 71, p. 83; FRS 72, p. 95; FRS 73, p. 184; FRS 74, p. 409; FRS 78, p. 289.



Continued :

Main category	Sub-category	1775	1776	1779	1780	1784	1785	1787	1788	1789	1790	1792	1794	1995
Carpenter			12						12	12	12			12
	i) Boss	12	15	15	30		12	15		30	15	15	15	
	ii) Others	10	12	12	12		10	10		15	12	12	12	
	iii) Boys	5		10	10		7.5							
Bricklayer			15			10		12			12			
	i) Boss		12		15	15	15		15	12		15		15
	ii) Others		10		12	10	10		12	10		12		12
	iii) Boys													
Borders			12	12	12		10	12	12		12	12	12	
Sawers														
Sailors		5	5	5	5		5		5		5		5	
Sailmakers		7.5	12	15	10		10	15	10	12	12	12	10	
	ii) Others	6	10	10	6		7.5	10		10	10	10		
	iii) Boys	3	5	5	3			7.5						
Calfaters			12	12	12		10	12	12	12	12	12	12	
	ii) Others		10	10	10			10	10	10	10	10	10	
	iii) Boys		3.7	3.7	3.7			5						
Labour														
	i) Men		5		5	5	3.7	5	5	5	5	5	5	5
	ii) Women				3.7			3.7	3.7	3.7	3.7			3.7
	iii) Boys		3			3.7	3						3.7	
Smiths									10	10		10	10	
Saddlemaker														
	i) Boss													
	ii) Knechts													
	iii) Boys													
Coolies										5	5			
Kalk klopper									5	5	5		5	5

Source: Collected from the statements of expenditure on the construction and renovation of the Dutch Company's ships and houses in Surat. VOC 2355, pp. 171, 176-7, 180, 185, 190; VOC 2390, pp. 189, 195-7, 199; VOC 10429, pp. 66-8; VOC 3026, pp. 236, 258, 337-8; VOC 3063, pp. 20, 118-19; VOC 3122; VOC 3155, pp. 296, 527-9; VOC 3179, pp. 116-21; VOC 3184, p. 22; VOC 3238, f. 258; VOC 3269, pp. 125, 127-30, 199; VOC 3298; VOC 3328, pp. 81, 87; VOC 3521, ff. 209<sup>v</sup>-210<sup>v</sup>; VOC 3576, ff. 208<sup>r</sup>, 229<sup>v</sup>; VOC 3670, ff. 237<sup>v</sup>-238<sup>v</sup>; VOC 3697, pp. 66, 170-1, 216-34; VOC 3805, pp. 25, 228-31; VOC 3854, pp. 125-6; VOC 3899; VOC 3983, pp. 56-67, 121; HRB 866, bijlaag; Nederlandse Bezittingen, no. 137, pp. 70-1, 79.

## APPENDIX 3

Table 1: Family-tree of Kishandas, broker of the Dutch company:

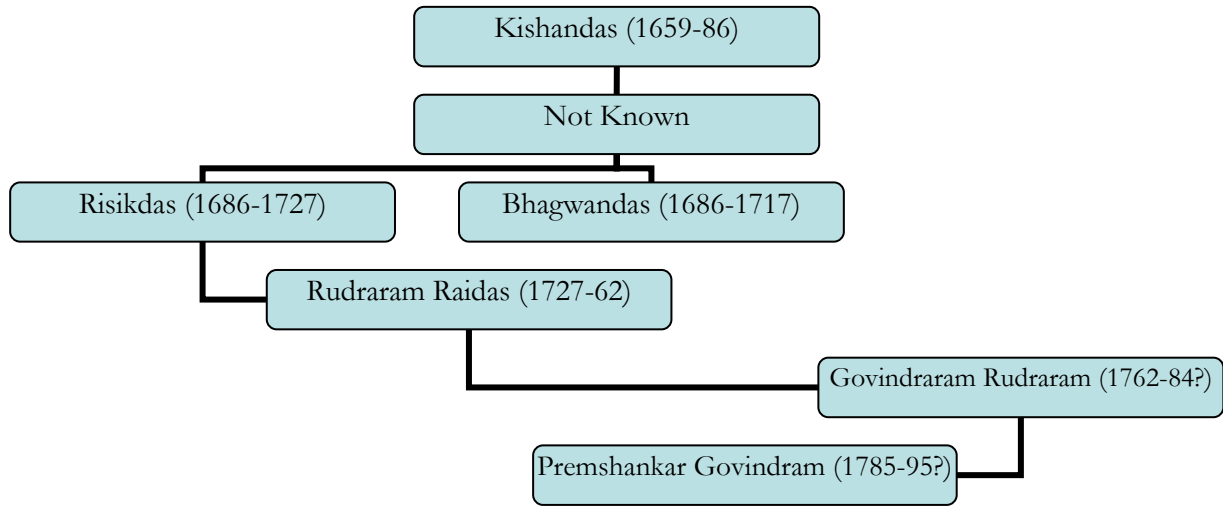


Table 2: Family-tree of Abdul Ghafur, the merchant-prince of Surat:

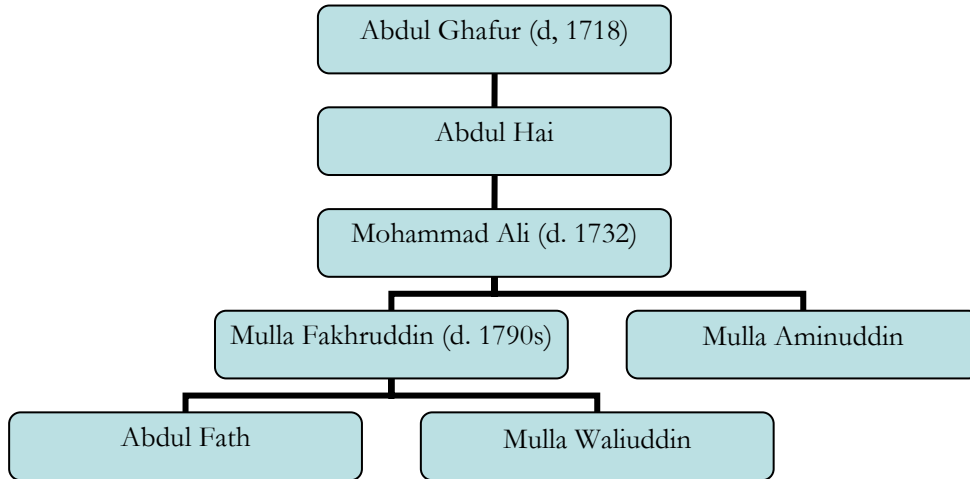
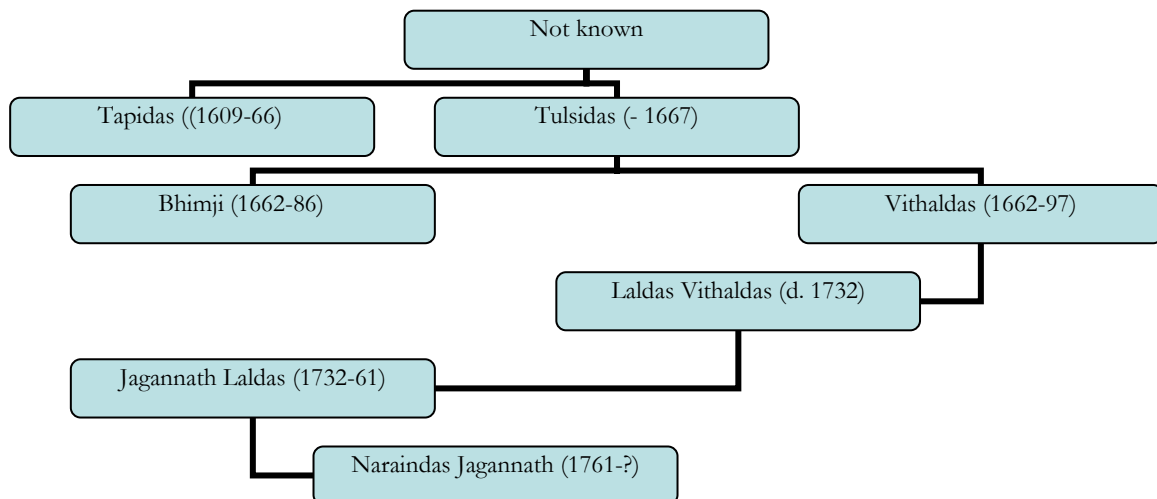


Table 3: Family-tree of the Parekh, brokers of the English East India Company



## APPENDIX 4

## Annual value of Dutch imports, sales and profits at Surat (in guilders), 1711-1793

Year	Imports	Sale	Profit	Profit %	Year	Imports	Sale	Profit	Profit %
1710-11	470,364	1,044,872	574,508	122	1750-51	714,770	1,609,540	888,770	124
1711-12	522,775	1,102,893	580,118	111	1751-52	514,450	1,074,110	559,660	109
1712-13	391,204	968,219	577,015	148	1752-53	351,934	1,219,406	867,472	246
1713-14	374,163	957,083	582,920	156	1753-54	358,716	896,997	538,281	150
1714-15	286,112	846,514	560,402	196	1754-55	433,884	1,029,171	595,287	137
1715-16	267,630	756,939	489,309	183	1755-56	625,243	1,310,156	684,912	110
1716-17	242,509	733,139	490,630	202	1756-57	279,123	574,134	295,011	106
1717-18	338,862	752,816	413,954	122	1757-58	636,020	1,398,829	762,809	120
1718-19	311,978	684,763	372,785	119	1758-59	493,506	1,112,472	618,966	125
1719-20	518,033	1,054,653	536,620	104	1759-60	446,924	1,266,445	819,521	183
1720-21	272,489	777,458	504,969	185	1760-61	568,821	1,424,581	855,760	151
1721-22	494,720	1,027,578	532,858	108	1761-62	228,214	626,221	398,008	174
1722-23	406,314	708,816	302,502	74	1762-63	285,310	790,074	504,764	177
1723-24	443,997	683,343	239,346	54	1763-64	393,626	1,148,454	754,828	192
1724-25	NA				1764-65	495,359	1,227,262	731,903	148
1725-26	572,476	789,423	216,947	38	1765-66*	675,882	1,574,224	898,342	133
1726-27	179,033	470,003	290,970	163	1766-67	520,118	1,311,771	791,653	152
1727-28	265,019	663,972	398,953	150	1767-68	447,899	1,102,849	654,950	146
1728-29	322,978	737,722	414,744	128	1768-69	40,052	191,875	151,823	379
1729-30	221,513	560,993	339,480	153	1769-70	312,309	649,416	337,107	108
1730-31	167,043	403,546	236,503	142	1770-71	325,548	794,571	469,023	144
1731-32	202,280	355,378	153,098	76	1771-72	320,514	809,001	488,486	152
1732-33	124,856	243,740	118,884	95	1772-73	157,431	423,659	266,228	169
1733-34	451,342	777,961	352,469	78	1773-74	217,244	490,383	273,139	126
1734-35	201,629	315,851	114,223	57	1774-75	99,069	399,086	300,017	303
1735-36	161,990	336,602	174,612	108	1775-76	70,107	398,383	328,276	468
1736-37	87,722	180,375	92,653	106	1776-77	298,848	800,721	501,873	168
1737-38	228,758	467,187	238,429	104	1777-78	283,066	850,297	567,231	200
1738-39	279,319	525,133	245,814	88	1778-79	248,073	628,478	380,404	153
1739-40	193,870	435,280	241,410	124	1779-80	215,979	630,369	414,390	192
1740-41	288,584	610,331	321,747	111	1781-83**				
1741-42	154,005	434,386	280,381	182	1784-85	118,383	355,970	237,587	201
1742-43	NA				1785-86	219,778	723,171	503,393	238
1743-44	94,349	315,790	221,441	235	1786-87	280,726	681,894	401,168	143
1744-45	NA				1787-88	236,776	466,007	229,232	97
1745-46*	281,269	720,808	439,539	156	1788-89	223,173	626,273	403,100	181
1746-47	339,504	874,418	534,914	158	1789-90	233,097	500,999	267,902	115
1747-48	398,167	990,005	591,838	148	1790-91	200,313	411,529	211,216	106
1748-49	318,129	857,834	539,705	170	1791-92	280,726	588,752	308,026	110
1749-50	754,086	1,363,010	608,923	81	1792-93	127,328	419,413	292,085	229

Source: Collected from the annual statements of import and sale of goods by the Company at Surat (ware rendement), 1711 -1793 (VOC 1802, 1818, 4908, 1848, 1885, 1897, 1913, 1928, 1937, 1947, 1870, 1999, 2015, 2078. 2104, 2137, 2168, 2202, 2251, 2293, 2321, 2355, 2390, 2447, 2475, 2509, 2544, 2582, 2610, 2633, 2679, 2704, 2747, 2765, 2803, 2823, 2842, 2863, 2885, 9083, 2937, 2967, 2995, 3026, 3063, 3092, 3117, 3179, 3207, 3238, 3268, 3328, 3354, 3408, 3409, 3437, 3462, 3642, 3490, 3521, 3549, 3576, 3696, 3727, 3853, 3899, 3933, and 3982).

\*The figures for these years are based on the rough statements of sale (ruuwe rendementen).

\*\* All commercial activities of the Company at Surat and elsewhere on the subcontinent were suspended during these years on account of the Fourth Anglo-Dutch War.

## APPENDIX 5

## Annual Dutch import of cloves and nutmegs to Surat, 1702-1791 (value in guilders)

Year	Cloves (lb.)	Purchase	Sale	Profit %	Nutmegs (lb.)	Purchase	Sale	Profit %
1701-2	20,385	8,578	92,612		35,691	4,265	126,597	
1702-3	NA				NA			
1703-4	40,000	14,917	211,668	1,319	21,897	1,797	79,780	4,339.5
1704-5	NA				NA			
1705-6	NA				NA			
1706-7	75,893	28,320	398,570	1,307.3	25,375	2,395	90,748	3,690.5
1707-8	NA				NA			
1708-9	0	0	0		14,500	1,203	53,153	4,318.9
1709-10	NA				NA			
1710-11*	53,713	19,575	277,466	1,318	48,747	4,496	171,895	
1711-12	47,125	17,031	243,436	1,329.6	5,437	444	19,451	4,283.5
1712-13	69,050	22,061	356,811	1,477.7	7,000	565	24,905	4,201.4
1713-14	77,445	25,450	400,062	1,433.6	2,363	190	8,439	4,225.5
1714-15	76,878	26,267	397,133	1,375	13,231	1,066	47,162	4,215.9
1715-16	48,400	16,231	248,827	1,390	23,563	1,890	84,062	4,239.5
1716-17	43,540	14,650	223,755	1,390	30,084	2,392	107,051	4,267
1717-18	35,000	11,734	180,777	1,403	10,000	766	35,758	4,456
1718-19	32,000	10,728	166,138	1,410	7,813	598	28,047	4,474
1719-20	47,863	16,023	245,974	1,397.7	13,886	1,063	49,622	4,456.2
1720-21	48,255	16,148	249,271	1,406	26,559	2,023	94,983	4,479.8
1721-22	58,000	19,452	299,614	1,402.7	14,863	1,122	52,879	4,499.5
1722-23	23,893	7,996	122,789	1,398.2	13,461	1,011	48,140	4,545.7
1723-24	24,228	8,701	124,511	1,331	6,756	546	24,037	4,298.5
1724-25	NA				NA			
1725-26	9,062	3,025	46,573	1,402.2	4,531	342	16,122	4,494
1726-27	34,129	11,390	177,191	1,455.6	11,304	854	40,540	4,645
1727-28	48,313	15,966	249,173	1,460.6	8,414	739	30,072	3,964.2
1728-29	50,025	16,651	258,000	1,449.5	5,050	420	18,050	4,199
1729-30	46,601	15,496	240,435	1,451.5	6,300	483	22,515	4,557.2
1730-31	20,000	6,668	103,148	1,446.9	17,113	1,311	61,168	4,565.5
1731-32	0	0	0		9,193	698	32,860	4,604.7
1732-33	5,437	1,810	27,903	1,441.2	3,625	297	12,956	4,251.5
1733-34	30,268	10,076	155,786	1,446	906	76	3,239	4,180.2
1734-35	5,619	1,870	28,978	1,449	0	0	0	
1735-36	17,943	5,991	92,543	1,444.8	3,081	1,359	13,947	926.5
1736-37	10,875	3,616	55,825	1,440.8	0	0	0	
1737-38	19,938	6,629	102,306	1,443.3	5,951	466	21,163	4,441.5
1738-39	22,656	7,574	116,256	1,435	0			
1739-40	22,097	7,366	115,301	1,465.4	4,350	439	15,714	3,479.9
1740-41	22,183	7,478	114,011	1,424.5	5,498	509	19,561	3,745.7
1741-42	27,763	9,355	142,692	1,425.3	11,336	989	40,337	3,977
1742-43	NA				NA			
1743-44	14,500	3,760	72,375	1,825.5	2,719	161	2,732	1,642.3
1744-45	NA				NA			
1745-46*	38,606	14,053	154,541	1,378.5	6,366	368	18,500	4,928
1746-47	37,700	10,235	188,502	1,741.7	25,375	2,187	73,729	3,271
1747-48	39,296	10,606	196,486	1,752.5	20,276	1,447	58,801	3,962.5
1748-49	42,908	17,505	208,902	1,093.4	23,381	4,770	65,468	1,272.6
1749-50	38,620	15,756	193,107	1,125.5	35,779	7,298	107,183	1,272.6
1750-51	71,093	29,026	355,476	1,124.6	28,421	5,811	79,581	1,269.5

1751-52	24,664	10,063	123,459	1,126.9	21,995	4,487	61,588	1,272.6
1752-53	80,594	36,963	452,987	1,125.5	29,181	5,953	81,709	1,272.6
1753-54	57,164	23,323	285,830	1,125.5	26,865	5,481	75,225	1,272.6
1754-55	35,879	14,629	179,385	1,126.2	20,118	4,104	56,333	1,272.7
1755-56	50,327	20,534	251,636	1,125.5	36,249	7,395	101,496	1,272.5
1756-57	5,438	2,218	20,547	1,186.7	10,218	2,084	30,654	1,369.7
1757-58	61,625	25,143	323,531	1,186.7	30,430	6,209	91,308	1,369.7
1758-59	32,154	13,409	168,807	1,158.9	16,850	3,437	50,550	1,370.6
1759-60	67,912	27,708	356,537	1,186.7	26,018	5,308	78,054	1,370.6
1760-61	57,057	23,279	299,547	1,186.7	30,771	6,277	92,314	1,370.6
1761-62	22,849	9,322	119,955	1,186.7	21,036	4,291	63,108	1,375.6
1762-63	27,913	11,388	146,541	1,186.7	15,225	3,106	45,675	1,370.6
1763-64	57,246	23,356	300,540	1,186.7	32,875	6,706	98,624	1,370.6
1764-65	48,645	19,847	255,388	1,186.7	27,335	5,576	82,004	1,370.6
1765-66*	50,000	20,400	252,500	1,186.7	30,000	6,120	90,000	1,370.7
1766-67	58,270	23,774	305,918	1,186.7	29,018	5,920	87,053	1,370.6
1767-68	58,198	23,745	305,538	1,186.7	28,836	5,882	86,507	1,370.6
1768-69	28,823	9,702	121,056	1,147.7	9,094	1,531	21,826	1,326
1769-70	41,746	14,051	175,331	1,147.7	19,472	3,277	46,733	1,326
1770-71	48,032	16,167	201,732	1,147.7	15,761	2,154	37,345	1,326
1771-72	62,559	21,068	262,748	1,147.7	35,731	6,014	85,755	1,326
1772-73	31,567	10,626	132,584	1,147.7	7,461	1,256	17,907	1,326
1773-74	15,411	5,188	64,727	1,147.7	13,336	1,739	24,807	1,326
1774-75	48,577	16,351	204,021	1,147.7	23,381	3,935	56,115	1,326
1775-76	59,631	20,072	250,451	1,147.7	13,775	2,318	33,060	1,326
1776-77	50,009	16,833	210,036	1,147.7	25,131	4,230	60,314	1,326
1777-78	55,000	18,513	231,000	1,147.7	25,000	4,208	60,000	1,326
1778-79	20,002	6,733	84,008	1,147.7	15,500	2,609	37,199	1,326
1779-80	50,003	16,831	210,013	1,147.7	2,186	368	5,246	1,326.5
1780-84**								
1784-85	28,293	9,709	112,888	1,062.7	860	145	1,961	1,255
1785-86	38,545	13,207	154,025	1,000	0			
1786-87	28,550	10,361	113,915	999.7	4,898	1,008	22,334	2,115
1787-88	0	0	0		4,034	826	18,395	2,128
1788-89	61,861	22,406	228,038	917.6	3,796	784	21,636	2,658.9
1789-90	30,468	11,110	102,845	825.7	0			
1790-91	9,072	3,303	36,194	991	2,643	531	15,067	2,735

Source: Collected from the annual statements of import and sale of goods by the Company at Surat (ware rendement), 1702 -1792 (VOC 1679, 1685, 1714, 1797,1802, 1818, 4908, 1848, 1885, 1897, 1913, 1928, 1937, 1947, 1870, 1999, 2015, 2078. 2104, 2137, 2168, 2202, 2251, 2293, 2321, 2355, 2390, 2447, 2475, 2509, 2544, 2582, 2610, 2633, 2679, 2704, 2747, 2765, 2803, 2823, 2842, 2863, 2885, 9083, 2937, 2967, 2995, 3026, 3063, 3092, 3117, 3179, 3207, 3238, 3268, 3328, 3354, 3408, 3409, 3437, 3462, 3642, 3490, 3521, 3549, 3576, 3696, 3727, 3853, 3899, 3933, and 3982).

\*The figures for these years are based on the rough statements of sale (ruuwe rendementen).

\*\* Fourth Anglo-Dutch War



## APPENDIX 6

Annual import and sale of pepper by the VOC at Surat, 1702-1792 (in guilders)

Year	Pepper lb.	Imports	Sales	Profit	Profit %
1701-2	1,038,752	131,411	196,592	65,181	49.5
1703-4	171,402	21,679	45,448	23,769	116
1707-8	0	0	0	0	
1708-9	551,440	85,854	143,656	57,802	67.3
1710-11	552,250	98,629	158,122	59,493	
1711-12	661,097	90,164	172,387	82,223	91
1712-13	616,092	91,114	151,150	60,036	66
1713-14	655,525	90,466	146,521	56,055	62
1714-15	743,191	102,565	147,659	45,094	44
1715-16	280,260	38,678	58,162	19,483	50.3
1716-17	466,697	64,407	100,318	35,911	56
1717-18	601,101	82,956	132,847	49,891	60
1718-19	557,370	76,921	116,262	29,341	51
1719-20	395,420	54,570	85,974	31,404	57.5
1720-21	536,919	74,098	119,393	45,295	61
1721-22	557,179	76,894	113,469	36,575	47.5
1722-23	650,290	89,744	132,431	42,687	47.5
1723-24	NA				
1724-25	NA				
1725-26	981,505	132,296	198,217	65,921	50
1726-27	95,104	14,475	19,841	5,365	37
1727-28	232,202	31,264	47,660	16,396	52.5
1728-29	374,539	50,428	78,270	27,842	55
1729-30	375,498	50,557	78,977	28,422	55
1730-31	0	0	0	0	
1731-32	130,685	17,595	27,885	10,290	58.5
1732-33	210,247	35,068	52,470	17,402	49.5
1733-34	480,669	71,383	107,406	36,023	50
1734-35	0	0	0	0	
1735-36	0	0	0	0	
1736-37	0	0	0	0	
1737-38	36,250	5,749	11,725	5,976	104
1738-39	125,586	19,917	39,844	19,927	100
1739-40	89,603	12,922	25,063	12,141	94
1740-41	93,517	12,782	27,729	14,947	117
1741-42	139,863	19,116	41,472	22,356	117
1742-43	NA				
1743-44	187,061	21,026	55,005	33,979	161.5
1744-45	NA				
1745-46*	185,132	20,847	49,406	28,559	137
1746-47	47,164	5,773	13,766	7,993	138.5
1747-48	57,873	6,716	18,739	12,023	179
1748-49	45,025	6,315	13,660	7,345	116
1749-50	92,611	12,988	24,598	11,610	89.3
1750-51	59,140	7,714	16,104	8,390	108.7
1751-52	0	0	0	0	
1752-53	0	0	0	0	
1753-54	0	0	0	0	
1754-55	46,395	6,507	20,414	13,907	213.7
1755-56	0	0	0	0	

1756-57	0	0	0	0	
1757-58	0	0	0	0	
1758-59	0	0	0	0	
1759-60	23,406	3,331	10,331	7,000	210
1760-61	27,691	4,028	12,184	8,156	204
1761-62	0	0	0	0	
1762-63	0	0	0	0	
1763-64	0	0	0	0	
1764-65	0	0	0	0	
1765-66*	0				
1766-67	0	0	0	0	
1767-68	0	0	0	0	
1768-69	0	0	0	0	
1769-70	0	0	0	0	
1770-71	42,792	5,096	16,186	11,090	217.5
1771-72	0	0	0	0	
1772-73	0	0	0	0	
1773-74	0	0	0	0	
1774-75	0	0	0	0	
1775-76	0	0	0	0	
1776-77	0	0	0	0	
1777-78	0	0	0	0	
1778-79	0	0	0	0	
1779-80	0	0	0	0	
1780-84**					
1784-85	0	0	0	0	
1785-86	0	0	0	0	
1786-87	0	0	0	0	
1787-88	0	0	0	0	
1788-89	0	0	0	0	
1789-90	0	0	0	0	
1790-91	0	0	0	0	
1791-92	0	0	0	0	

Source: Collected from the annual statements of import and sale of goods by the Company at Surat (ware rendement), 1711 -1793 (VOC 1679, 1685, 1714, 1797, 1818, 4908, 1848, 1885, 1897, 1913, 1928, 1937, 1947, 1870, 1999, 2015, 2078. 2104, 2137, 2168, 2202, 2251, 2293, 2321, 2355, 2390, 2475, 25-9, 2544, 2582, 2610, 2633, 2679, 2704, 2747, 2765, 2803, 2823, 2842, 2863, 2885, 9083, 2937, 2967, 2995, 3026, 3063, 3092, 3117, 3179, 3207, 3238, 3268, 3328, 3354, 3408, 3409, 3437, 3462, 3642, 3490, 3521, 3549, 3576, 3696, 3727, 3853, 3899, 3933 and 3982).

\* The figures for these years are based on the rough statements of sale (ruuwe rendementen).

\*\* Fourth Anglo-Dutch War

## APPENDIX 7

Annual Dutch import and sale of copper at Surat, 1702-1791 (value in guilders)

Year	Copper (ponds)	Purchase	Sale	Profit percentage
1701-2*	816,904			
1702-3*	156,042			
1703-4	158,185	79,078	99,475	25.7
1704-5*	101,248			
1705-6	0	0	0	
1706-7	365,000	151,650	240,215	59
1707-8*	650,000			
1708-9	473,063	192,869	302,611	56.9
1709-10*	525,000			
1710-11	520,239	218,501	328,038	50
1711-12	400,000	166,549	260,952	56.6
1712-13	325,000	131,412	212,537	57.7
1713-14	293,750	118,803	194,763	60
1714-15	34,375	13,876	22,964	61.4
1715-16	187,500	76,036	128,727	64.6
1716-17	125,000	51,025	85,670	63.8
1717-18	187,500	76,538	129,154	64.6
1718-19	165,625	67,608	114,300	64
1719-20	606,516	256,861	387,009	47
1720-21	73,166	33,842	49,385	42.2
1721-22	328,662	152,095	215,013	38
1722-23	292,393	135,658	188,249	35.2
1723-24*	182,812	91,143	124,343	36.5
1724-25	NA			
1725-26	284,497	132,037	194,983	44.3
1726-27	0	0	0	
1727-28	121,864	56,598	82,539	45.9
1728-29	134,000	61,755	110,352	78.7
1729-30	0	0	0	
1730-31	0	0	0	
1731-32	84,500	39,039	69,585	78.2
1732-33	35,000	16,170	28,822	78.2
1733-34	138,000	64,248	107,868	67.9
1734-35	51,750	26,322	40,395	53.5
1735-36	104,801	53,267	81,806	53.5
1736-37	0	0	0	
1737-38	298,369	128,369	182,824	42
1738-39	97,500	45,429	75,819	51.5
1739-40	103,500	48,267	82,935	71.9
1740-41	187,911	87,751	151,355	72.5
1741-42	146,253	69,875	118,475	69.5
1742-43	NA			
1743-44	28,021	9,958	22,990	130.7
1744-45	NA			
1745-46*	120,894	46,918	99,186	111.4
1746-47	210,605	73,092	174,820	139.2
1747-48	114,654	35,339	94,150	166.5
1748-49	38,563	9,676	33,603	247

1749-50	57,632	14,461	51,398	255.4
1750-51	154,756	48,324	132,726	174.6
1751-52	66,939	20,893	57,417	174.4
1752-53	165,299	51,660	156,001	202
1753-54	0	0	0	0
1754-55	118,636	36,980	106,772	188.7
1755-56	259,286	80,893	233,358	188.2
1756-57	241,088	75,150	226,622	201.5
1757-58	199,378	64,839	187,415	189
1758-59	320,709	101,504	301,466	197
1759-60	290,671	91,143	273,231	199.7
1760-61	218,988	68,333	205,849	201
1761-62	90,264	28,136	84,848	201.5
1762-63	329,724	102,779	296,958	189
1763-64	322,263	100,453	277,135	175.9
1764-65	193,944	60,455	144,856	139.6
1765-66*	496,000	152,272	355,384	133
1766-67	329,189	101,500	251,827	148
1767-68	49,855	15,438	40,159	160
1768-69	0	0	0	0
1769-70	0	0	0	0
1770-71	216,925	55,771	147,834	165
1771-72	74,713	19,209	50,917	165
1772-73	163,260	41,972	100,725	140
1773-74	273,634	70,357	168,784	139.7
1774-75	0	0	0	0
1775-76	75,000	19,287	54,019	180
1776-77	112,244	29,295	80,843	176
1777-78	291,108	74,862	200,861	168.2
1778-79	291,639	88,742	205,282	131.4
1779-80	145,767	37,453	104,952	180.2
1780-84**				
1784-85	144,660	37,558	97,321	159
1785-86	158,088	43,102	106,330	146.7
1786-87	291,530	74,941	189,436	158
1787-88	291,639	80,251	182,857	127.9
1788-89	194,426	50,301	121,905	142
1789-90	243,032	63,052	148,225	135
1790-91	121,516	31,321	69,264	121

Source: Collected from the annual statements of import and sale of goods by the Company at Surat (ware rendement), 1702 -1793 (VOC 1679, 1685, 1714, 1797, 1802, 1818, 4908, 1848, 1885, 1897, 1913, 1928, 1937, 1947, 1870, 1999, 2015, 2078. 2104, 2137, 2168, 2202, 2251, 2293, 2321, 2355, 2390, 2447, 2475, 2509, 2544, 2582, 2610, 2633, 2679, 2704, 2747, 2765, 2803, 2823, 2842, 2863, 2885, 9083, 2937, 2967, 2995, 3026, 3063, 3092, 3117, 3179, 3207, 3238, 3268, 3328, 3354, 3408, 3409, 3437, 3462, 3642, 3490, 3521, 3549, 3576, 3696, 3727, 3853, 3899, 3933, and 3982).

\*The figures for these years are based on the rough statements of sale (ruuwe rendementen).

\*\* Fourth Anglo-Dutch War

## APPENDIX 8

Annual import and sale of sugar by the Company at Surat, 1702-1792 (value in guilders)

Year	Sugar (ponds)	Purchase	Sale	Profit %	Sugar Candy (ponds)	Purchase	Sale	Profit %
1701-2	305,528	26,143	34,754	34.3	11,913	2,221	2,080	
1702-3	193,135				11,764			
1703-4	446,935	33,281	59,146	73	6,952	1,064	1,676	37.3
1704-5	495,987	37,180	70,980	91	20,607	3,215	4,759	48
1705-6	NA							
1706-7	0	0	0		0	0	0	
1707-8	426,407				39,846			
1708-9	821,110	78,324	139,403	78	169,786	29,560	40,253	36.1
1709-10	NA							
1710-11	666,366	51,126	86,490	69.2	96,477	13,927	19,537	40.2
1711-12	1,136,627	89,183	143,919	61.4	259,787	38,157	48,212	26
1712-13	291,687	22,286	40,618	82.2	195,313	21,601	28,578	32.2
1713-14	574,206	44,048	78,912	79.1	96,657	13,741	19,574	42.3
1714-15	761,007	60,447	112,766	86.5	183,937	26,708	34,588	29.5
1715-16	598,875	46,528	90,976	95.5	97,716	13,661	18,749	37.3
1716-17	750,703	56,510	116,891	106.4	102,614	14,609	20,181	39.1
1717-18	1,104,546	83,518	150,371	80	60,713	9,141	14,488	58.5
1718-19	1,228,250	96,477	163,365	69	155,557	22,118	32,622	47
1719-20	632,383	47,603	103,806	118	156,965	23,631	32,376	37
1720-21	735,144	55,780	115,997	108	100,327	18,881	21,284	12.6
1721-22	1,218,916	119,763	162,021	35.2	78,831	14,835	15,964	7.5
1722-23	773,918	70,285	88,175	25.5	151,129	26,862	29,722	10.6
1723-24*	631,325	58,149	77,122	32.6	30,250	5,572	6,417	15.2
1724-25	NA							
1725-26	1,542,014	130,400	171,480	31	0	0	0	
1726-27	414,816	31,226	52,785	69	377,349	46,182	53,490	15.9
1727-28	869,296	68,500	108,904	59	95,547	15,788	17,572	11.3
1728-29	869,714	77,973	108,720	39.5	77,161	13,222	14,179	14.2
1729-30	774,770	75,531	104,382	38.2	143,570	24,602	28,372	15.5
1730-31	371,442	36,372	58,695	60.2	0	0	0	
1731-32	946,858	87,710	142,722	62.4	190,287	32,608	40,013	22.6
1732-33	389,256	36,153	59,483	64.5	0	0	0	
1733-34	1,297,661	122,628	191,134	55.9	143,316	22,804	33,802	48.2
1734-35	966,618	82,820	124,005		95,341	15,171	22,720	
1735-36	283,194	22,531	31,148	38.2	0	0	0	
1736-37	317,964	26,279	36,562		0	0	0	
1737-38	577,534	45,960	68,809	49.7	0	0	0	
1738-39	1,306,450	111,937	171,703	53.5	22,823	3,492	3,485	0
1739-40	1,065,463	93,466	145,165	55.6	5,022	799	1,229	54
1740-41	986,448	84,519	134,881	59.6	178,846	28,458	36,035	26.6
1741-42	0	0	0		0	0	0	
1742-43	NA							
1743-44	328,715	24,062	49,096	70.3	42,874	6,446	10,781	67
1744-45	NA							
1745-46*	1,190,369	108,812	208,531	91.6	128,760	18,997	33,017	73.7
1746-47	1,230,328	110,579	187,497	69.5	35,354	4,507	8,063	78.2
1747-48	1,765,683	152,097	304,480	100	186,996	25,838	44,747	73
1748-49	1,023,934	89,532	228,920	155.4	108,272	14,843	27,956	85
1749-50	1,953,411	162,352	391,043	140.9	147,667	20,243	36,443	80

1750-51	3,434,397	295,273	578,659	96	151,455	23,231	36,345	56.5
1751-52	2,255,568	198,779	425,835	114.2	472,647	73,451	109,171	48.6
1752-53	1,347,343	118,064	287,449	143.5	140,378	19,330	35,359	82.9
1753-54	741,774	63,469	167,590	154.6	79,947	11,187	20,681	84.9
1754-55	2,255,343	192,970	409,395	112.1	0	0	0	
1755-56	2,261,663	195,562	315,502	61.4	0	0	0	
1756-57	315,775	25,989	42,945	65.2	134,593	17,991	32,773	82.1
1757-58	3,227,355	272,054	414,611	52.4	76,611	10,182	18,380	80.5
1758-59	1,883,387	158,975	277,905	74.7	44,479	6,273	10,197	62.5
1759-60	2,237,707	189,125	332,759	76	299,449	42,255	67,411	59.5
1760-61	3,185,760	271,861	516,451	90	190,061	29,455	43,571	47.9
1761-62	1,516,261	132,346	273,479	106.6	167,663	26,269	38,478	46.5
1762-63	824,280	71,857	154,268	114	87,343	13,511	20,550	52
1763-64	1,805,475	158,915	296,625	86.6	66,666	10,727	15,281	42.5
1764-65	2,628,086	224,433	456,518	103.4	276,945	43,847	63,490	44.7
1765-66*	3,533,000	252,238	504,476		277,000	41,827	59,555	42.4
1766-67	3,754,295	330,677	591,301	78.7	0	0	0	
1767-68	2,785,230	245,456	438,674	78.7	114,804	17,424	24,711	41.9
1768-69	253,419	18,381	28,890	57.1	42,014	5,187	7,235	39.5
1769-70	2,248,742	161,755	254,077	57.1	120,286	15,071	20,697	37.4
1770-71	2,930,744	212,541	336,410	58	150,658	18,870	25,915	37.4
1771-72	3,293,650	239,397	351,746	46.4	177,186	22,194	30,118	35.6
1772-73	1,308,769	95,183	157,372	65.4	53,575	6,748	9,001	33.4
1773-74	1,236,166	110,204	187,195	69.9	188,805	23,654	34,123	44.2
1774-75	581,695	41,753	80,329	92.4	219,319	28,077	40,010	42.5
1775-76	289,652	20,909	43,448	107.7	24,848	3,214	4,771	48.5
1776-77	2,985,347	217,387	397,697	83	164,067	21,264	36,049	69.5
1777-78	2,132,411	155,044	301,675	94.6	225,445	29,196	49,437	69.4
1778-79	1,715,718	119,371	242,296	103	136,981	17,729	28,639	61.2
1779-80	1,839,769	132,806	262,437	97.6	135,093	17,522	24,789	41.5
1780-84**								
1784-85	869,266	63,038	128,825	104.4	20,651	2,667	3,953	48.2
1785-86	142,734	10,741	23,018	114.2	9,661	1,321	2,104	58.6
1786-87	2,053,018	164,352	298,867	81.9	14,421	1,980	3,141	58.6
1787-88	1,764,209	145,326	249,305	71.5	0	0	0	
1788-89	1,670,446	136,369	228,517	67.9	0	0	0	
1789-90	1,786,691	147,276	228,760	55.4	0	0	0	
1790-91	1,840,936	149,191	260,246	74.5	0	0	0	
1791-92	3,157,055	257,908	442,724	71.7	0	0	0	

Source: Collected from the annual statements of the Company's sales at Surat (ware rendementen), 1711-1793 (VOC 1679, 1685, 1714, 1797, 1818, 4908, 1802, 1848, 1885, 1897, 1913, 1928, 1937, 1947, 1870, 1999, 2015, 2078, 2104, 2137, 2168, 2202, 2251, 2293, 2321, 2355, 2390, 2447, 2475, 2509, 2544, 2582, 2610, 2633, 2679, 2704, 2747, 2765, 2803, 2823, 2842, 2863, 2885, 9083, 2937, 2967, 2995, 3026, 3063, 3092, 3117, 3179, 3207, 3238, 3268, 3328, 3354, 3408, 3409, 3437, 3462, 3642, 3490, 3521, 3549, 3576, 3696, 3727, 3853, 3899, 3933, and 3982).

\* The figures for these years are based on the rough statements of sale (ruuwe rendementen).

\*\* Fourth Anglo-Dutch War

## APPENDIX 9

## Purchase and Sale Prices, 1707-1792 (in guilders)

Year	Cloves		Nutmeg		Copper		Sugar	
	Purchase	Sale	Purchase	Sale	Purchase	Sale	Purchase	Sale
1706-7	37:03:12	525:06:04	09:07:08	355:12:08	41:05:00	67:03:12		
1708-9			05:04:04	366:11:04	40:12:08	63:15:00	09:07:08	16:17:08
1712-13	32:10:00	516:11:04		355:12:08	41:05:00	65:06:04	07:10:00	13:15:00
1713-14	33:08:08	516:11:04	08:02:08	357:03:12	41:05:00	66:05:00	07:10:00	13:08:12
1714-15	35:00:00	516:11:04	08:02:08	356:05:00	41:05:00	65:13:04	07:16:04	14:13:12
1716-17	34:07:08	513:15:00	08:02:08	355:12:08	41:11:04	68:08:12	07:10:00	15:06:04
1717-18	34:01:04	516:05:00	07:16:04	357:10:00	41:11:04	68:15:00	07:10:00	13:08:12
1718-19	34:01:04	519:01:04	07:16:04	358:15:00	41:11:04	68:15:00	07:16:04	13:02:08
1719-20		513:15:00		357:03:12		63:15:00		16:05:00
1720-21		516:11:04		357:10:00		67:10:00		15:12:08
1721-22		516:11:04		355:12:08		65:06:04		13:02:08
1722-23		513:15:00		357:10:00		64:07:08		11:05:00
1725-26		513:15:00		355:12:08		68:08:12		11:10:00
1726-27		519:01:04		358:08:12				11:10:00
1727-28		515:18:12		357:10:00		67:16:04		11:10:00
1728-29		515:12:08		357:10:00		82:03:12		11:10:00
1729-30		515:18:12		357:03:12				13:08:12
1730-31		515:12:08		357:10:00				15:12:08
1731-32				357:10:00		82:03:12		15:12:08
1732-33		513:02:08		357:10:00		82:10:00		15:06:04
1733-34		515:12:08		357:10:00		78:02:08		15:05:00
1735-36		515:12:08		317:03:12		78:02:08		10:18:12
1737-38		513:02:08		355:12:08		73:08:12		11:17:08
1738-39		313:02:08				77:16:04		13:02:08
1740-41		513:15:00		355:12:08		80:12:08		13:08:12
1741-42		513:15:00		355:12:08		80:18:12		
1743-44		499:01:04		335:18:12		81:17:08		
1744-45						81:17:08		
1746-47		500:00:00				91:08:02		16:18:11
1747-48	26:19:13	500:00:00	07:02:12	290:00:00	30:16:07	82:02:05	8:12:05	17:04:14
1748-49	40:16:00	486:18:01	20:08:00	280:00:00	25:01:13	87:02:12	8:16:04	22:10:11
1749-50	40:16:00	500:00:00	20:08:00	280:00:00	25:01:13	89:03:11	8:06:04	20:00:06
1750-51	40:16:09	500:00:00	20:08:14	280:00:00	31:04:08	85:15:05	8:11:15	16:17:00
1751-52	40:16:00	500:00:00	20:08:00	280:00:00	31:04:04	85:15:08	8:16:04	18:17:09
1752-53	45:17:08	562:01:00	20:08:00	280:00:00	31:05:00	94:07:08	8:15:08	21:06:08
1753-54	40:16:00	500:00:00	20:08:00	280:00:00			8:11:02	21:15:11
1754-55	40:15:07	499:00:00	20:07:15	280:00:00	31:03:07	90:00:00	8:11:02	18:03:01
1755-56	40:16:00	500:00:00	20:08:00	280:00:00	31:04:00	90:00:00	8:13:00	13:19:00
1756-57	40:16:00	525:00:00	20:07:04	300:00:00	31:03:07	94:00:00	8:04:10	13:12:00
1757-58	40:16:00	525:00:00	20:07:14	300:00:00	32:10:07	94:00:00	8:08:09	12:17:00
1758-59	41:14:00	525:00:00	20:08:00	300:00:00	31:13:00	94:00:00	8:08:13	14:15:02
1759-60	40:16:00	525:00:00	20:08:00	300:00:00	31:07:02	94:00:00	8:09:01	14:17:07
1760-61	40:16:00	525:00:00	20:08:00	300:00:00	31:04:01	94:00:00	8:10:11	16:04:03
1761-62	40:16:00	525:00:00	20:08:00	300:00:00	31:03:07	94:00:00	8:14:09	18:00:00
1762-63	40:16:00	525:00:00	20:08:00	300:00:00	31:03:07	90:01:04	8:14:06	18:14:05
1765-66					30:15:00	75:00:00		
1767-68	40:16:00	525:00:00	20:08:00	300:00:00	30:19:05	81:16:08	8:16:04	15:15:00
1768-69	33:13:03	420:00:00	16:16:10	240:00:00			7:05:01	11:08:00

1772-73	33:13:03	420:00:00	16:16:10	240:00:00	25:14:03	61:14:00	7:05:07	12:00:00
1773-74	33:13:04	420:00:00	16:16:09	240:00:00	25:14:04	61:14:00	7:03:08	12:03:08
1774-75	33:13:03	420:00:00	16:16:10	240:00:00			7:03:09	13:16:03
1775-76	33:13:03	420:00:00	16:16:10	240:00:00	25:14:05	72:00:08	7:04:06	15:00:00
1776-77	33:13:03	420:00:00	16:16:10	240:00:00	26:13:00	72:00:08	7:11:00	13:06:07
1777-78	33:13:03	420:00:00	16:16:10	240:00:00	25:14:05	69:00:00	7:05:07	14:02:00
1778-79	33:13:03	420:00:00	16:16:10	240:00:00	30:08:09	70:07:12	6:19:02	14:02:07
1779-80	33:13:03	420:00:00	16:16:08	240:00:00	25:13:14	72:00:00	7:05:12	14:05:05
1784-85	36:06:05	399:00:00	16:16:08	228:00:00	25:19:04	67:05:08	7:05:01	14:16:06
1785-86	36:05:04	399:11:15			27:05:05	67:05:04	7:10:08	16:02:08
1786-87	36:05:13	399:00:00	20:11:12	456:00:00	25:14:03	64:19:09	8:00:02	14:11:02
1787-88			20:09:05	456:00:00	27:10:05	62:14:00	8:04:12	14:02:10
1788-89	36:04:08	368:12:08	20:13:00	570:00:00	25:17:08	62:14:00	8:03:08	13:13:08
1789-90	36:09:05	337:10:15			25:18:14	60:19:13	8:04:14	12:16:01
1790-91		399:00:00		570:00:00	25:15:08	57:00:00	8:02:02	14:02:12
1791-92							8:03:06	14:00:06

Source: Collected from the annual statements of the Company's sales at Surat (ware rendementen): VOC 1679, 1685, 1714, 1797, 1818, 4908, 1848, 1885, 1897, 1913, 1928, 1937, 1947, 1870, 1999, 2015, 2078. 2104, 2137, 2168, 2202, 2251, 2293, 2321, 2355, 2390, 2475, 25-9, 2544, 2582, 2610, 2633, 2704, 2747, 2765, 2803, 2823, 2842, 2863, 2885, 9083, 2937, 2967, 2995, 3026, 3063, 3092, 3117, 3179, 3207, 3238, 3268, 3408, 3437, 3462, 3642, 3490, 3521, 3549, 3576, 3696, 3727, 3853, 3899, 3933, and 3982.

Note: In the sources, the prices in the years between 1707 and 1744 are quoted in guilders per pond and for the subsequent years they are given in guilders per 100 ponds. I have converted all prices into guilders per 100 ponds.



## APPENDIX 10

## Annual Dutch exports from Surat, 1751-1792 (in guilders)

Year	Exports Patria	Batavia & etc.	Ceylon & Cochin in cash	Total exports
1750-51	248,892	908,106	300,000	1,457,099
1751-52	163,889	640,882	754,086	1,558,857
1752-53	161,880	781,279	193,734	1,136,893
1753-54	282,120	613,575	825,000	1,720,695
1754-55	231,467	374,984	0	606,450
1755-56	486,779	878,509	0	1,365,288
1756-57	292,149	805,507	150,000	1,247,657
1757-58	227,746	1,004,080	216,000	1,447,826
1758-59	143,580	555,880	375,000	1,074,460
1759-60	80,752	484,326	900,000	1,465,077
1760-61	105,000	162,686	900,000	1,167,686
1761-62	123,667	223,946	450,000	797,614
1762-63	130,008	294,392	150,000	574,399
1763-64	206,138	75,304	150,000	431,442
1764-65	274,691	603,889	450,000	1,193,189
1765-66	328,237	321,145	600,000	1,249,383
1766-67	336,208	194,312	501,000	1,031,520
1767-68	370,764	250,709	300,000	921,473
1768-69*				666,675
1769-70	208,131	305,639	129,107	642,877
1770-71	144,646	220,816	142,925	508,387
1771-72	135,637	215,511	124,346	475,494
1772-73*				603,876
1773-74	126,389	374,979	2,270	503,638
1774-75	134,019	89,767	0	223,786
1775-76	NA			
1776-77	140,777	146,514	246,329	533,620
1777-78	142,397	447,073	2,188	591,658
1778-79	130,656	205,750	125,790	462,197
1779-80*	146,631			572,692
1780-81*				805,548
1784-85	101,656	129,990	45,557	277,203
1785-86	192,581	255,924	43,543	492,048
1786-87	153,424	285,618	65,846	504,888
1787-88	149,759	136,310	62,152	465,719
1788-89	159,750	322,704	69,677	552,131
1789-90	168,811	270,924	132,822	572,557
1790-91	226,026	190,417	2,415	418,858
1791-92	200,771	198,309	16,071	415,152

Source: HRB 848: Bijlage 14, HRB 852: Lettera E, VOC 3297, 3328, 3804, 3853, 3900 and VOC 3982.

\* Break-up for these years are not available.

## APPENDIX 11

Five-yearly average value of Dutch exports from Surat, 1672-1792 (in guilders)

Year	Export Europe	Export Asia	Total
1672-1676	232.471	236.771	469.242
1677-1681	143.378	228.866	372.244
1682-1686	293.541	274.869	568.411
1687-1691	352.281	227.593	579.874
1692-1696	383.499	300.357	683.856
1697-1701	603.737	480.654	1.084.391
1702-1706	671.117	159.361	830.478
1707-1711	240.452	199.683	440.135
1712-1716	169.225	246.053	415.278
1717-1721	225.571	137.526	363.097
1722-1726	178.789	177.423	356.212
1727-1731	130.295	209.359	339.654
1732-1736	152.699	217.275	369.974
1737-1741	175.103	186.937	362.039
1742-1746	188.518	238.644	427.162
1747-1751	268.006	695.547	963.553
1752-1756	265.227	657.846	923.073
1757-1761	169.845	602.496	772.341
1762-1766	212.548	303.735	516.283
1767-1771	353.486	222.511	575.997
1772-1776	132.015	226.752	358.767
1777-1781	140.115	266.446	406.561
1781-1784			
1785-1789	175.862	176.439	352.301
1790-1792	251.579	158.689	410.268

Source: The figures from 1672-76 to 1747-51 have been taken from Prakash, *European Commercial Enterprise*, Table 5.1. The averages for the remaining years are based on the figures in Appendix 10.

## APPENDIX 12

## Average cotton price at Surat (in rupees)

Year	Price	Year	Price
1746-47	70	1770-71	75
1747-48	100	1771-72	76
1748-49	91.7	1772-73	95
1749-50	89	1773-74	88
1750-51	137.5	1774-75	97
1751-52	85.5	1775-76	95
1752-53	110	1776-82	NA
1753-54	NA	1782-83	95
1754-55	130	1783-84	95
1755-56	136.5	1784-85	95
1756-57	89.5	1785-86	95
1757-58	87.5	1786-87	102.5
1758-59	87	1787-88	98
1759-60	117	1788-89	108.5
1760-61	106.5	1789-90	112
1761-62	108.5	1790-91	112
1762-63	81.5	1791-92	117.5
1763-64	70.5	1792-93	124
1764-65	86	1793-94	125
1765-66	80	1794-95	88
1766-67	72	1795-96	106
1767-68	83	1796-97	137
1768-69	85	1798-99	114
1769-70	78		

Note: The prices in this table are the averages of the several quotations of price in a year.

Source: VOC 3490; BCP 49, pp. 70-1, 271-2, 336; BCP 50, pp. 31, 105-6; BCP 59, pp. 271-2; BCP 60, p. 1054; SFD 14/1, p. 240; SFD 16/1, pp. 123, 150, 182, 185, 197; SFD 16/II, pp. 435, 485; SFD 19, p. 151; FRS 49, p. 95; FRS 53, p. 68; FRS 55, p. 59; FRS 56, p. 40; FRS 61, p. 58; FRS 62, p. 133; FRS 65, pp. 75-6, 325, 382; FRS 67, pp. 33-4, 397-8; FRS 68, p. 82; FRS 70, p. 101; FRS 71, pp. 48-9, 144; FRS 76, p. 173; FRS 78, p. 278; FRS 80, p. 168; Home Misc. 476, pp. 141-5.